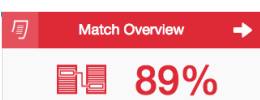


How to use Turnitin *actually*

A guide by the Academic Integrity Office at Fanshawe College.

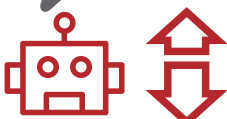


Source: <https://help.turnitin.com/feedback-studio/canvas/plagiarism-framework/teacher/the-similarity-report/interpreting-the-similarity-report.htm>, 2-Nov-2021

This is a Similarity Rating. It indicates how potentially similar a submission is to other submissions and online content. It does not indicate the amount of plagiarism in a submission.

A similarity rating less than 5% might indicate the academic integrity of an assignment has been compromised.

If you're writing about a case study, using a template, including assignment questions and headings, or writing on a topic that anyone else has written about, then your assignment will be similar to other assignments..... so it can be reasonably expected that your assignment will generate a similarity rating.



Spin bots & word generators might reduce a similarity rating but they increase the risk of academic offences for using resources that are not permitted and for plagiarism. Academic offences result in warnings, reduced marks and other penalties.

1. Focus on the highlighting in the report instead of the similarity rating!

Amount of highlighting

If whole sentences and multiple lines of text are highlighted, you need to add (citations), or possibly both "quotation marks" and (citations).



Paraphrased text needs (citations).

Copied text needs "quotation marks" & (citations).



Colours of highlighting

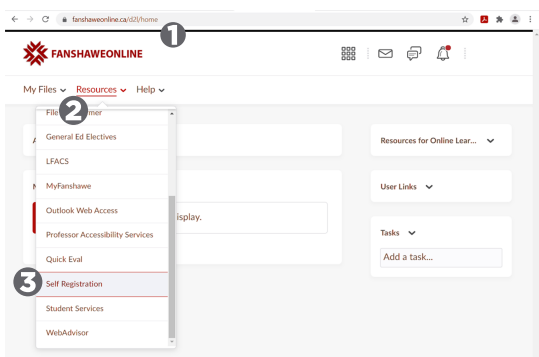
Red matches other students' submissions while green, grey, pink and purple match with online sources.

If the matched sources are those that you copied from or consulted, go back and insert "quotation marks" and (citations) as appropriate.

Don't worry if the sources in your references list are highlighted! That only means someone else has referenced the same sources as you, which could mean those sources are credible and popular.

2. Create your own TurnItIn account

Pre-scan assignments before submitting them to your FOL course site using your own TurnItIn profile. This will give you an idea of what Similarity Rating will be generated when the assignment is submitted and you can use the highlighting to go back and add/edit your "quotation marks" and (citations).



1. Go to fanshaweonline.ca
2. Click on Resources
3. Select Self Registration

...then click on TurnItIn Submissions Online Resource from the list of options on screen.

3. Ask for help!

Remember that Fanshawe offers resources, services and staff to assist with research, writing, and citing your sources. Learn more or book an appointment for help through the Library Learning Commons

www.fanshawelibrary.com

Do you want more information to help achieve and maintain academic integrity and avoid academic offences, warnings and penalties? Contact the Academic Integrity Office:

help?

YES!

www.fanshawelibrary.com/academic-integrity